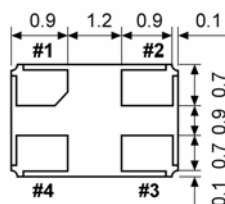
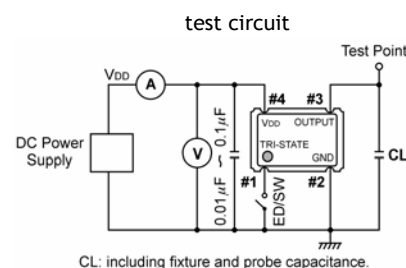
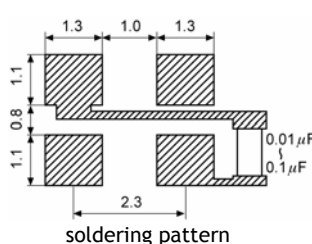
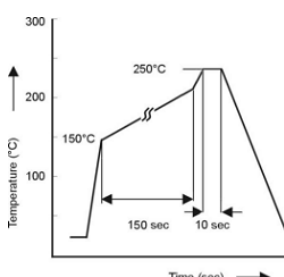
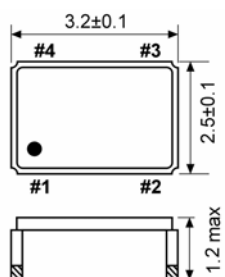


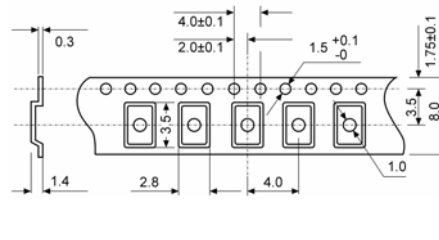
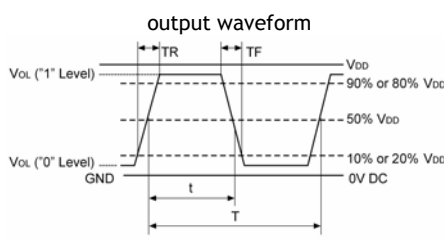
CLOCK OSCILLATORS SMD-version 2,5 / 3,0 / 3,3V

model	KXO-V96
frequency range	1,0 ~ 67,0 MHz
frequency stability at -20° ~ +70° C at -40° ~ +85° C	± 50 ppm ± 100 ppm
operating temperature	standard -20° ~ +70° C available -40° ~ +85° C (=KXO-V96T)
storage temperature	-50° ~ +125° C
symmetry	40% ~ 60% at 50% V _{DD} level
rise & fall time max.	5 ns (10% V _{DD} ~ 90% V _{DD} level)
"0" level max.	VOL: 10% V _{DD}
"1" level min.	VOH: 90% V _{DD}
input voltage V _{DD}	+2,5 ~ +3,3V ±10%
stand-by control voltage (pin#1)	VIH(min): 70% V _{DD} VIL(max): 30%V _{DD} *
supply voltage	-0,5V ~ +7,0V
input current max.	20 mA (pin #1=Open or VIH)
output load max.	15pF (CMOS)
start up time max.	10 ms
disable delay time max.	150 ns
enable delay time max.	10 ms
stand by current max.*	50 µA (Pin #1=VIL)
aging for first year max.	±5 ppm at +25°
jitter	deterministic jitter 5pS max. random jitter 7ps max. norm 1-sigma 7ps max. peak to peak 40ps max.
lead-free	since production start
contents of reel	1000 pcs.
part no.	12.95000 ~ 12.95499

* Internal crystal oscillation to be halted (pin#1=VIL)



soldering condition



reel diameter 245 mm

PIN	CONNECTION
1	"L" OPEN or "H"
2	GND
3	Z OUTPUT
4	V _{DD}

Z: high impedance